














## AREAS OF APPLICATION

-  Landscape Area
-  Outdoor Pathway
-  Garden, Facade Lighting

## PRODUCT BENEFITS

-  Matching colour temperature and finish to the Architectural exterior range
-  Die-cast aluminium construction with Clear Tempered Glass Diffuser.
-  Good glare reduction and low maintenance and operation costs
-  Suitable for use in areas with Garden and Outdoor Pathways
-  Excellent diffused beam shape from a range of optics. DMX512 Compatible.

## PRODUCT FEATURES

-  Type of protection IP66, Class III
-  Lifespan up to 15000h
-  Colour Rendering Index R:80

## TECHNICAL DATA

### Electrical data

Rated power	13W
Operating voltage	DC 24V
Operating frequency	-
Power factor	-

### Photometrical data

Color temperature	RGBW 4 in 1
Luminous flux(lm)	390lm
Color rendering index Ra	≥80

### Light Technical Data

Beam angle	45°
------------	-----

### Dimensions

Diameter (mm)	Ø75mm
Height (mm)	369mm

### temperature & operating conditions

Ambient Temperature	-25°C...+50°C
---------------------	---------------

### General information

Mounting type	Spike/Clamp Mounted
LED type	CREE LED
Lifespan	15,000h

SPECIFICATION				
MODEL	LUMINOUS EFFICIENCY	POWER	IP RATING	DIMMABLE
CLX-SL1145UEF-1	30lm/W	13W	66	NO

● TECHNICAL DRAWING

