















AREAS OF APPLICATION

-  Parking Lots
-  Gas stations and Storage areas.
-  Other applications subject to harsh, wet or otherwise challenging conditions

PRODUCT BENEFITS

-  The massive internal aluminum housing provides excellent heat dissipation.
-  Simple and Flexible installation
-  The polycarbonate housing is cast from a single mold and therefore absolutely dust and water proof with an IP66 rating.
-  UV Stabilised prismatic diffuser for uniform light distribution and high efficiency.
-  High quality LED driver, flicker free driver and Stainless steel surface mounting clamps.

PRODUCT FEATURES

-  Type of protection : IP66
-  5 Years Warranty.
-  Both standalone and continuous mounting are available
-  Energy efficiency class : A+ & A++

TECHNICAL DATA

Electrical data

Rated power	40W
Operating voltage	AC100-277V
Operating frequency	50/60Hz
Power factor	0.90

Photometrical data

Color temperature	2700-6500K
Luminous flux	5200±400lm
Color rendering index Ra	>80

Light Technical Data

Beam angle	120°
------------	------

Dimensions

Length	1198mm
Width	72mm

Temperature & operating conditions

Ambient Temperature	-30~+50°C
---------------------	-----------

General information

Mounting type	Surface
LED type	CREE LED
Lifespan	50,000h



SPECIFICATION				
MODEL	LUMINOUS EFFICIENCY	POWER	IP RATING	DIMMABLE
CLX T55-40W12	130±10lm/W	40W	66	NO

TECHNICAL DRAWING

