














## AREAS OF APPLICATION

-  Factories and warehouses
-  Loading areas and freight yards
-  Exhibition & showrooms

## PRODUCT BENEFITS

-  Extrusive aluminum 6063 housing, outstanding heat dissipation performance.
-  Extremely energy efficient - up to 130 lm/w
-  Its notably high system efficiency will maximize your rebates for energy companies and government rebate programs.
-  The housing is made out of anodized aluminum so its very corrosion resistant.
-  With up to 720pcs of 1W SMD2835 chips for the 130lm/w version.

## PRODUCT FEATURES

-  Energy efficiency class:A+ & A++
-  5 Years Warranty.
-  IP42 and IK08 protection

## TECHNICAL DATA

### Electrical data

Rated power	600W
Operating voltage	AC100-277V
Operating frequency	50/60Hz
Power factor	0.90

### Photometrical data

Color temperature	2700-6500K
Luminous flux	26000±2000lm
Color rendering index Ra	>80

### Light Technical Data

Beam angle	120°
------------	------

### Dimensions

Length	810mm
Width	218mm

### Temperature & operating conditions

Ambient Temperature	-30~+50°C
---------------------	-----------

### General information

Mounting type	Surface
LED type	SMD LED
Lifespan	50,000h



SPECIFICATION				
MODEL	LUMINOUS EFFICIENCY	POWER	IP RATING	DIMMABLE
CLX T19B-200W	130±5 lm/W	200W	42	YES

**TECHNICAL DRAWING**

