














AREAS OF APPLICATION

-  Commercial Environments, Museum
-  Living Room, offices, conference rooms
-  Retail, Shopping Mall and Hospital

PRODUCT BENEFITS

-  High improved design for better distribution of light with minimum loss.
-  Energy saving: High system efficacy with lower power consumption
-  Elegant design with Anti-glare lens and exclusive design
-  High quality heat sink preserves the life span of your product
-  Fast and easy electrical connection by providing push-in wire connectors

PRODUCT FEATURES

-  Type of protection: IP20
-  Long lifetime: up to 35,000 h
-  Heat sink: Aluminium Alloy

TECHNICAL DATA

Electrical data

Rated power	25W
Operating voltage	90-265 V
Operating frequency	50/60Hz
Power factor	0.90

Photometrical data

Color temperature	2700-6500K
Luminous flux	2450±10%lm
Color rendering index Ra	80

Light Technical Data

Beam angle	120°
------------	------

Dimensions

Diameter	Ø232mm
Height	36mm

Temperature & operating conditions

Ambient Temperature	-15°~ +50°
---------------------	------------

General information

Mounting type	Surface Mount
LED type	LED
Lifespan	35,000h



SPECIFICATION				
MODEL	LUMINOUS EFFICIENCY	POWER	IP RATING	DIMMABLE
CLXSD8C	98lm/W	25W	20	NO

TECHNICAL DRAWING

