









AREAS OF APPLICATION

-  Commercial Environments, Exhibition Centre
-  Living Room, offices, conference rooms
-  Stairways, corridors, foyers

PRODUCT BENEFITS

-  High improved design for better distribution of light with minimum loss.
-  Environment friendly, without Mercury or any other hazardous substances
-  Elegant design with Anti-glare lens and exclusive design
-  High quality heat sink preserves the life span of your product
-  Fast and easy electrical connection by providing push-in wire connectors

PRODUCT FEATURES

-  Type of protection: IP20
-  Long lifetime: up to 30,000h
-  Material: Aluminium + PC

TECHNICAL DATA

Electrical data

Rated power	30W
Operating voltage	220-240 V
Operating frequency	50/60Hz
Power factor	0.90

Photometrical data

Color temperature	2700-6500K
Luminous flux	3000lm
Color rendering index Ra	80

Light Technical Data

Beam angle	120°
------------	------

Dimensions

Diameter	Ø210mm
Height	40mm

Temperature & operating conditions

Ambient Temperature	-15° ~ +50°
---------------------	-------------

General information

Mounting type	Surface Mount
LED type	LED
Lifespan	30,000h



SPECIFICATION				
MODEL	LUMINOUS EFFICIENCY	POWER	IP RATING	DIMMABLE
CLX-S30W	100lm/W	30W	20	NO

TECHNICAL DRAWING

