










AREAS OF APPLICATION

-  Parking Facilities, Corridors and halls
-  Warehouses and other storage areas
-  Parking lots and commercial application

PRODUCT BENEFITS

-  The polycarbonate body and opal diffuser provide high impact resistance
-  Designed for extreme weather conditions
-  The internal aluminum core deals with the heat from the LED chips and assures a long lifespan
-  Slim design, ideal for space-constrained industrial applications
-  High quality LED driver, flicker free driver and Rust-free and flexible mounting clamps

PRODUCT FEATURES

-  Type of Protection: IP65
-  2 Years Warranty.
-  Energy efficiency class: A+
-  Lamp inserting type, Instant start and easy installation

TECHNICAL DATA

Electrical data

Rated power	18W
Operating voltage	AC 220-250V
Operating frequency	50~60Hz
Power factor	0.90

Photometrical data

Color temperature	2700-6500K
Luminous flux	1800lm
Color rendering index Ra	>80

Light Technical Data

Beam angle	120°
------------	------

Dimensions

Length	600mm
Width	90mm

Temperature & operating conditions

Ambient Temperature	-20° ~ +50°C
---------------------	--------------

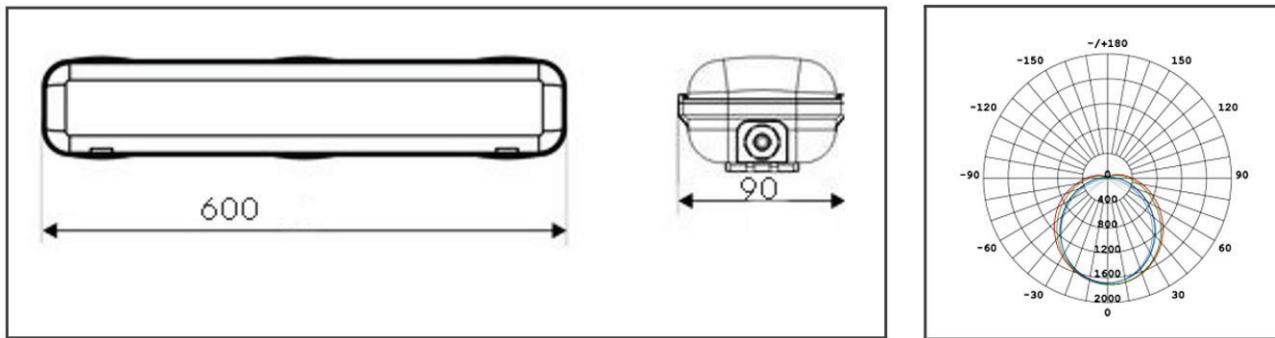
General information

Mounting type	Surface
LED type	SMD LED
Lifespan	50,000h



SPECIFICATION				
MODEL	LUMINOUS EFFICIENCY	POWER	IP RATING	DIMMABLE
CLX236J	100lm/W	18W	65	NO

TECHNICAL DRAWING



CE RoHS