








AREAS OF APPLICATION

-  Vertical architectural surfaces
-  Outdoor Pathway
-  Hotels & leisure

PRODUCT BENEFITS

-  Highly efficient COB LED chip and high IP rating on luminaire front side.
-  Die-cast aluminum housing with Clear tempered Glass + SS316L
-  Good glare reduction and Low maintenance and operation costs
-  LED and lens assembly recessed and tilted at 6° within a black anodised body
-  Excellent diffused beam shape from a range of optics

PRODUCT FEATURES

-  Type of protection: IP67
-  3 Years Warranty.
-  Colour Rendering Index R:80

TECHNICAL DATA

Electrical data

Rated power	32W
Operating voltage	AC100-240V
Operating frequency	50/60Hz
Power factor	0.90

Photometrical data

Color temperature	2700-6500K
Luminous flux	2400lm
Color rendering index Ra	80

Light Technical Data

Beam angle	20°, 30°, 45°
------------	---------------

Dimensions

Inner Diameter	Ø192mm
Height	196

Temperature & operating conditions

Ambient Temperature	-25°...+50°
---------------------	-------------

General information

Mounting type	Recessed
LED type	CREE SMD LED
Lifespan	50,000h



SPECIFICATION				
MODEL	LUMINOUS EFFICIENCY	POWER	IP RATING	DIMMABLE
CLX 2128CC-12	75lm/W	32W	67	NO

TECHNICAL DRAWING

